

Primary

1

English

Practice

**in Listening Skills
and Oral Communication**

**LISTENING TEXTS
AND ANSWERS**

SCOPE AND SEQUENCE

Weighted Assessment	Word Study skills and Items	Unit (in the Scope and Sequence)
1	initial consonant graphs vowel graph (short vowel) final consonant graph	Unit 2 Unit 3 Unit 4,5
2	initial consonant blends initial consonant blends initial consonant blends initial consonant graph vowel graph (short vowel) final consonant graph	Unit 1,3 Unit 6,9 Unit 3 Unit 2 Unit 2 Unit 2
3	initial consonant blends initial consonant graph vowel graph (short vowel) final consonant graph	Unit 1,3 Unit 2 Unit 2,4 Unit 2
4	Vowel-consonant-e (VCe) vowel digraph (long vowel) diphthong initial consonant graph vowel graph (short vowel) final consonant blend	Unit 5 Unit 3,5 Unit 1,8 Unit 5 Unit 2,4 Unit 5,9
5	rhyming words initial consonant graph vowel graph (short vowel) inflectional suffix	Unit 1 Unit 6 Unit 2 Unit 5,11,12
6	r-controlled vowel diphthong vowel graph (long vowel) initial consonant graph vowel digraph (long vowel) consonant digraph in final position	Unit 4 Unit 1,8 Unit 4,6,11 Unit 7, 13 Unit 12 Unit 7
7	initial consonant blend initial consonant graph initial consonant blend vowel-consonant-e (VCe) final consonant blend	Unit 10 Unit 4 Unit 8 Unit 1,5 Unit 14
8	vowel graph (short/long vowel) initial consonant digraph l-controlled vowel final consonant blend	Unit 5, 2, 1 Unit 8,11 Unit 10 Unit 14
9	Vowel graph (short vowel) r-controlled vowel vowel graph (long vowel) initial consonant graph vowel graph (long vowel) consonant digraph in final position	Unit 5 Unit 4 Unit 5 Unit 12 Unit 5 Unit 13
10	initial consonant blend initial consonant graph initial consonant blend diphthong consonant-le	Unit 12 Unit 1,9 Unit 14 Unit 9 Unit 14

LISTENING TEXTS

WEIGHTED ASSESSMENT 1

Listening Skills 1

There are four parts in this listening test. Part 1 assesses sound discrimination. Part 2 assesses picture matching. Part 3 assesses specific instructions. Part 4 assesses sequencing.

Part 1: Sound Discrimination

Questions 1 to 3

For each question, look at the pictures. Put a tick in the box below the correct picture.

Are you ready? Let's practise doing one question together. Look at the pictures for the practice.

Listen.

This animal has the same beginning /m/ sound as in *mat*. A bear B monkey C goat

Listen again.

This animal has the same beginning /m/ sound as in *mat*. A bear B monkey C goat

Did you tick the box below picture B? Good. We can begin now.

Question 1

Listen carefully.

This number has the same beginning /t/ sound as in *tub*. A five B six C ten

Listen again.

This number has the same beginning /t/ sound as in *tub*. A five B six C ten

Question 2

Listen carefully.

This activity has the same beginning /b/ sound as in *bye*. A bounce B jump C catch

Listen again.

This activity has the same beginning /b/ sound as in *bye*. A bounce B jump C catch

Question 3

Listen carefully.

This part of the house has the same beginning /d/ sound as in *dinner*. A window B door C roof

Listen again.

This part of the house has the same beginning /d/ sound as in *dinner*. A window B door C roof

Questions 4 to 6

For each question, I will be reading a word aloud. Look at the given words. Put a tick in the box next to the correct word with the same beginning, vowel or ending sound.

Question 4

Listen.

This word has the same beginning /d/ sound as in *durian*. A dot B got C lot

Listen again.

This word has the same beginning /d/ sound as in *durian*. A dot B got C lot

Question 5

Listen.

This word has the same vowel /a/ sound as in *glad*. A bat B bit C but

Listen again.

This word has the same vowel /a/ sound as in *glad*. A bat B bit C but

Question 6

Listen.

This word has the same ending /ck/ sound as in *chick*. A bash B back C bath

Listen again.

This word has the same ending /ck/ sound as in *chick*. A bash B back C bath

Part 2: Picture Matching

Questions 7 to 9

For each question, I will be reading a sentence aloud. Choose the picture that matches the sentence. Put a tick in the box below the correct picture.

Are you ready? Let's practise doing one question together. Look at the pictures for the practice.

Listen to this sentence.

Dan's favourite place is the mountain, not the river or the bridge.

Listen again.

Dan's favourite place is the mountain, not the river or the bridge.

Did you tick the box below picture B? Good. We can begin now.

Question 7

Listen to this sentence.

We can see an aeroplane above the bridge.

Listen again.

We can see an aeroplane above the bridge.

Question 8

Listen to this sentence.

There is a flock of geese flying towards the mountains.

Listen again.

There is a flock of geese flying towards the mountains.

Question 9

Listen to this sentence.

Some children are running after Dan the flying man but they can't catch him.

Listen again.

Some children are running after Dan the flying man but they can't catch him.

Part 3: Specific Instructions

Look at the pictures and follow the specific instructions.

Question 10

Listen carefully.

Look at Dan! He's flying over a mountain and a forest!

Circle the places that Dan flies over. Cross out those places that he does not fly over.

Listen again.

Look at Dan! He's flying over a mountain and a forest!

Part 4: Sequencing

Look at the pictures and write 1, 2 or 3 in the brackets.

Question 11

Listen carefully.

Farmer John has to feed the animals on his farm. They are the horse, the cow and the chickens.

Listen again.

Farmer John has to feed the animals on his farm. They are the horse, the cow and the chickens.

You have come to the end of this listening test.

WEIGHTED ASSESSMENT 2

Listening Skills 2

There are four parts in this listening test. Part 1 assesses sound discrimination. Part 2 assesses picture matching. Part 3 assesses specific instructions. Part 4 assesses sequencing.

Part 1: Sound Discrimination

Questions 1 to 3

For each question, look at the pictures. Put a tick in the box below the correct picture.

Are you ready? Let's practise doing one question together. Look at the pictures for the practice.

Listen.

This animal has the same beginning /cr/ sound as in *cry*. A giraffe B frog C crocodile

Listen again.

This animal has the same beginning /cr/ sound as in *cry*. A giraffe B frog C crocodile

Did you tick the box below picture C? Good. We can begin now.

Question 1

Listen.

This vehicle has the same beginning /tr/ sound as in *trumpet*. A train B crane C bus

Listen again.

This vehicle has the same beginning /tr/ sound as in *trumpet*. A train B crane C bus

Question 2

Listen.

This place has the same beginning /br/ sound as in *bread*. A mountain B street C bridge

Listen again.

This place has the same beginning /br/ sound as in *bread*. A mountain B street C bridge

Question 3

Listen.

This thing in the playground has the same beginning /sw/ sound as in *sweet*.

A slide B swing C see-saw

Listen again.

This thing in the playground has the same beginning /sw/ sound as in *sweet*.

A slide B swing C see-saw

Questions 4 to 6

For each question, I will be reading a word aloud. Put a tick in the box next to the correct word with the same beginning, vowel or ending sound.

Question 4

Listen.

This word has the same beginning /b/ sound as in *butter*. A look B hook C book

Listen again.

This word has the same beginning /b/ sound as in *butter*. A look B hook C book

Question 5

Listen.

This word has the same vowel /u/ sound as in *mud*. A tub B tack C tip

Listen again.

This word has the same vowel /u/ sound as in *mud*. A tub B tack C tip

Question 6

Listen.

This word has the same ending /b/ sound as in *tub*. A clap B clock C club

Listen again.

This word has the same ending /b/ sound as in *tub*. A clap B clock C club

Part 2: Picture Matching

Questions 7 to 9

For each question, I will be reading a sentence aloud. Choose the picture that matches the sentence. Put a tick in the box below the correct picture.

Are you ready? Let's practise doing one question together. Look at the pictures for the practice.

Listen to this sentence.

Mrs Wishy-Washy is angry with the farm animals.

Listen again.

Mrs Wishy-Washy is angry with the farm animals.

Did you tick the box below picture C? Good. We can begin now.

Question 7

Listen to this sentence.

The cow and the duck are playing in the mud.

Listen again.

The cow and the duck are playing in the mud.

Question 8

Listen to this sentence.

The farmer is going to wash his cow in the big tub.

Listen again.

The farmer is going to wash his cow in the big tub.

Question 9

Listen to this sentence.

Mrs Wishy-Washy hung the socks on the clotheslines after washing them.

Listen again.

Mrs Wishy-Washy hung the socks on the clotheslines after washing them.

Part 3: Specific Instructions

Look at the pictures and follow the specific instructions.

Question 10

Listen carefully.

Mrs Wishy-Washy has so much laundry to do today! They include a pile of dirty socks and an apron.

Circle the things that Mrs Wishy-Washy has to wash today. Cross out those things that she does not have to wash.

Listen again.

Mrs Wishy-Washy has so much laundry to do today! They include a pile of dirty socks and an apron.

Part 4: Sequencing

Look at the pictures and write 1, 2 or 3 in the brackets.

Question 11

Listen carefully.

Peter spotted a little chicken in the jungle. A snake was slithering towards it but then a crocodile opened its mouth to snap the snake up!

Listen again.

Peter spotted a little chicken in the jungle. A snake was slithering towards it but then a crocodile opened its mouth to snap the snake up!

You have come to the end of this listening test.

WEIGHTED ASSESSMENT 3

Listening Skills 3

There are four parts in this listening test. Part 1 assesses sound discrimination. Part 2 assesses picture matching. Part 3 assesses specific instructions. Part 4 assesses sequencing.

Part 1: Sound Discrimination

Questions 1 to 3

For each question, look at the pictures. Put a tick in the box below the correct picture.

Are you ready? Let's practise doing one question together. Look at the pictures for the practice.

Listen.

This food item has the same beginning /br/ sound as in *bring*. A cracker B fruit C bread

Listen again.

This food item has the same beginning /br/ sound as in *bring*. A cracker B fruit C bread

Did you tick the box below picture C? Good. We can begin now.

Question 1

Listen.

This bird has the same beginning /cr/ sound as in *crown*. A crow B penguin C peacock

Listen again.

This bird has the same beginning /cr/ sound as in *crown*. A crow B penguin C peacock

Question 2

Listen.

This creature has the same beginning /sn/ sound as in *snack*. A seal B snake C spider

Listen again.

This creature has the same beginning /sn/ sound as in *snack*. A seal B snake C spider

Question 3

Listen.

This instrument has the same beginning /tr/ sound as in *train*. A drum B guitar C trumpet

Listen again.

This instrument has the same beginning /tr/ sound as in *train*. A drum B guitar C trumpet

Questions 4 to 6

For each question, I will be reading a word aloud. Put a tick in the box next to the correct word with the same beginning, vowel or ending sound.

Question 4

Listen.

This word has the same beginning /p/ sound as in *pig*. A pan B fan C man

Listen again.

This word has the same beginning /p/ sound as in *pig*. A pan B fan C man

Question 5

Listen.

This word has the same vowel /i/ sound as in *six*. A big B bag C bug

Listen again.

This word has the same vowel /i/ sound as in *six*. A big B bag C bug

Question 6

Listen.

This word has the same ending /b/ sound as in *web*. A cram B crab C crash

Listen again.

This word has the same ending /b/ sound as in *web*. A cram B crab C crash

Part 2: Picture Matching

Questions 7 to 9

For each question, I will be reading a sentence aloud. Choose the picture that matches the sentence. Put a tick in the box below the correct picture.

Are you ready? Let's practise doing one question together. Look at the pictures for the practice.

Listen to this sentence.

The crocodile wanted to eat the zebra and the chick.

Listen again.

The crocodile wanted to eat the zebra and the chick.

Did you tick the box below picture A? Good. We can begin now.

Question 7

Listen to this sentence.

We can see an anteater and some ants.

Listen again.

We can see an anteater and some ants.

Question 8

Listen to this sentence.

Look at the crocodile's sharp teeth!

Listen again.

Look at the crocodile's sharp teeth!

Question 9

Listen to this sentence.

Instead of the toy car or ambulance, Jack wants to play with the fire truck.

Listen again.

Instead of the toy car or ambulance, Jack wants to play with the fire truck.

Part 3: Specific Instructions

Look at the pictures and follow the specific instructions.

Question 10

Listen carefully.

There is a new school in town. Some students go to school by train while others take the school bus.

Circle the vehicles that the students take to go to school. Cross out those that they do not take to go to school.

Listen again.

There is a new school in town. Some students go to school by train while others take the school bus.

Part 4: Sequencing

Look at the pictures and write 1, 2 or 3 in the brackets.

Question 11

Listen carefully.

The students are studying about insects this term. They are ants, bees and butterflies.

Listen again.

The students are studying about insects this term. They are ants, bees and butterflies.

You have come to the end of this listening test.

WEIGHTED ASSESSMENT 4

Listening Skills 4

There are four parts in this listening test. Part 1 assesses sound discrimination. Part 2 assesses picture matching. Part 3 assesses specific instructions. Part 4 assesses sequencing.

Part 1: Sound Discrimination

Questions 1 to 3

For each question, look at the pictures. Put a tick in the box below the correct picture.

Are you ready? Let's practise doing one question together. Look at the pictures for the practice.

Listen.

This part of the face has the same vowel /o/ sound as in *bone*. A eye B ear C nose

Listen again.

This part of the face has the same vowel /o/ sound as in *bone*. A eye B ear C nose

Did you tick the box below picture C? Good. We can begin now.

Question 1

Listen.

This number has the same vowel /i-e/ sound as in *knife*. A two B three C five

Listen again.

This number has the same vowel /i-e/ sound as in *knife*. A two B three C five

Question 2

Listen.

This insect has the same vowel /ee/ sound as in *sleep*. A bee B ant C spider

Listen again.

This insect has the same vowel /ee/ sound as in *sleep*. A bee B ant C spider

Question 3

Listen.

This animal has the same vowel /ou/ sound as in *found*. A horse B mouse C goose

Listen again.

This animal has the same vowel /ou/ sound as in *found*. A horse B mouse C goose

Questions 4 to 6

For each question, I will be reading a word aloud. Put a tick in the box next to the correct word with the same beginning, vowel or ending sound.

Question 4

Listen.

This word has the same beginning /z/ sound as in *zebra*. A zip B sip C lip

Listen again.

This word has the same beginning /z/ sound as in *zebra*. A zip B sip C lip

Question 5

Listen.

This word has the same vowel /i/ sound as in *fish*. A better B bitter C butter

Listen again.

This word has the same vowel /i/ sound as in *fish*. A better B bitter C butter

Question 6

Listen.

This word has the same ending /st/ sound as in *best*. A laugh B lisp C list

Listen again.

This word has the same ending /st/ sound as in *best*. A laugh B lisp C list

Part 2: Picture Matching

Questions 7 to 9

For each question, I will be reading a sentence aloud. Choose the picture that matches the sentence. Put a tick in the box below the correct picture.

Are you ready? Let's practise doing one question together. Look at the pictures for the practice.

Listen to this sentence.

Grandpa parked his vintage car in the car park.

Listen again.

Grandpa parked his vintage car in the car park.

Did you tick the box below picture A? Good. We can begin now.

Question 7

Listen to this sentence.

We saw a bulldozer on our way home from school.

Listen again.

We saw a bulldozer on our way home from school.

Question 8

Listen to this sentence.

There are some cyclists on the path.

Listen again.

There are some cyclists on the path.

Question 9

Listen to this sentence.

I go to school on foot.

Listen again.

I go to school on foot.

Part 3: Specific Instructions

Look at the pictures and follow the specific instructions.

Question 10

Listen carefully.

The hungry giant ate lots of cakes. Then he became thirsty and drank lots of milk. Circle the food items that the giant ate. Cross out those that he did not eat.

Listen again.

The hungry giant ate lots of cakes. Then he became thirsty and drank lots of milk.

Part 4: Sequencing

Look at the pictures and write 1, 2 or 3 in the brackets.

Question 11

Look at the pictures.

Dan has lost his hat. Help him look for it under the sofa and behind the door. Don't forget to look under the dining table too.

Listen again.

Dan has lost his hat. Help him look for it under the sofa and behind the door. Don't forget to look under the dining table too.

You have come to the end of this listening test.

WEIGHTED ASSESSMENT 5**Listening Skills 5**

There are four parts in this listening test. Part 1 assesses sound discrimination. Part 2 assesses picture matching. Part 3 assesses specific instructions. Part 4 assesses sequencing.

Part 1: Sound Discrimination

Questions 1 to 3

For each question, look at the pictures. Put a tick in the box below the correct picture.

Are you ready? Let's practise doing one question together. Look at the pictures for the practice.

Listen.

This number rhymes with *late*. A eight B nine C ten

Listen again.

This number rhymes with *late*. A eight B nine C ten

Did you tick the box below picture A? Good. We can begin now.

Question 1

Listen.

This animal rhymes with *hat*. A dog B goat C cat

Listen again.

This animal rhymes with *hat*. A dog B goat C cat

Question 2

Listen.

This place rhymes with *mouse*. A bank B house C school

Listen again.

This place rhymes with *mouse*. A bank B house C school

Question 3

Listen.

This part of the body rhymes with *free*. A knee B shoulder C arm

Listen again.

This part of the body rhymes with *free*. A knee B shoulder C arm

Questions 4 to 6

For each question, I will be reading a word aloud. Put a tick in the box next to the correct word with the same beginning, vowel or ending sound.

Question 4

Listen.

This word has the same beginning /j/ sound as in *jelly*. A goldfish B giant C greedy

Listen again.

This word has the same beginning /j/ sound as in *jelly*. A goldfish B giant C greedy

Question 5

Listen.

This word has the same vowel /u/ sound as in *sum*. A ring B rang C rung

Listen again.

This word has the same vowel /u/ sound as in *sum*. A ring B rang C rung

Question 6

Listen.

This word has the same ending /d/ sound as in *sneezed*. A clapped B kicked C banged

Listen again.

This word has the same ending /d/ sound as in *sneezed*. A clapped B kicked C banged

Part 2: Picture Matching

Questions 7 to 9

For each question, I will be reading a sentence aloud. Choose the picture that matches the sentence. Put a tick in the box below the correct picture.

Are you ready? Let's practise doing one question together. Look at the pictures for the practice.

Listen to this sentence.

The hungry giant wants to eat meat, not fruits or vegetables.

Listen again.

The hungry giant wants to eat meat, not fruits or vegetables.

Did you tick the box below picture A? Good. We can begin now.

Question 7

Listen to this sentence.

The plate of roast chicken and fries looks delicious.

Listen again.

The plate of roast chicken and fries looks delicious.

Question 8

Listen to this sentence.

There are pies, muffins and cakes for the hungry giant.

Listen again.

There are pies, muffins and cakes for the hungry giant.

Question 9

Listen to this sentence.

The giant is running away from the swarm of bees.

Listen again.

The giant is running away from the swarm of bees.

Part 3: Specific Instructions

For this question, I will be reading a few sentences aloud. Look at the pictures and follow the specific instructions.

Question 10

Listen carefully.

The store had discounts for mittens, rattles and clothes. Mother bought everything except baby clothes.

Circle the things with discounts that Mother bought. Cross out those that she did not buy.

Listen again.

The store had discounts for mittens, rattles and clothes. Mother bought everything except baby clothes.

Part 4: Sequencing

Look at the pictures and write 1, 2 or 3 in the brackets.

Question 11

Listen carefully.

The baby cried, so Hashim gave her a milk bottle. She held it and cried, so Hashim gave her a rattle. She smiled and shook the rattle. Then she cried again, so Hashim gave her a pacifier.

Listen again.

The baby cried, so Hashim gave her a milk bottle. She held it and cried, so Hashim gave her a rattle. She smiled and shook the rattle. Then she cried again, so Hashim gave her a pacifier.

You have come to the end of this listening test.

WEIGHTED ASSESSMENT 6

Listening Skills 6

There are four parts in this listening test. Part 1 assesses sound discrimination. Part 2 assesses picture matching. Part 3 assesses specific instructions. Part 4 assesses sequencing.

Part 1: Sound Discrimination

Questions 1 to 3

For each question, look at the pictures. Put a tick in the box below the correct picture.

Are you ready? Let's practise doing one question together. Look at the pictures for the practice.

Listen.

This headgear has the same vowel /ow/ sound as in *clown*. A hat B crown C helmet

Listen again.

This headgear has the same vowel /ow/ sound as in *clown*. A hat B crown C helmet

Did you tick the box below picture B? Good. We can begin now.

Question 1

Listen.

This animal has the same vowel /ar/ sound as in *spare*. A tiger B bear C zebra

Listen again.

This animal has the same vowel /ar/ sound as in *spare*. A tiger B bear C zebra

Question 2

Listen.

This thing has the same vowel /ou/ sound as in *found*. A cloud B rain C wind

Listen again.

This thing has the same vowel /ou/ sound as in *found*. A cloud B rain C wind

Question 3

Listen.

This animal has the same vowel /oo/ sound as in *broom*. A lion B goat C goose

Listen again.

This animal has the same vowel /oo/ sound as in *broom*. A lion B goat C goose

Questions 4 to 6

For each question, I will be referring to a picture. Put a tick in box A, B or C for the correct word with the same beginning, vowel or ending sound.

Question 4

Look at the picture of a queen. Listen.

Which word has the same beginning /qu/ sound as in *queen*? A brick B stick C quick

Listen again.

Which word has the same beginning /qu/ sound as in *queen*? A brick B stick C quick

Question 5

Look at the picture of a goat. Listen.

Which word has the same vowel /oa/ sound as in *goat*? A fleet B float C flute

Listen again.

Which word has the same vowel /oa/ sound as in *goat*? A fleet B float C flute

Question 6

Look at the picture of a fish. Listen.

Which word has the ending /sh/ sound as in *fish*? A flash B flask C flags

Listen again.

Which word has the ending /sh/ sound as in *fish*? A flash B flask C flags

Part 2: Picture Matching

Questions 7 to 9

For each question, I will be reading a sentence aloud. Choose the picture that matches the sentence. Put a tick in the box below the correct picture.

Are you ready? Let's practise doing one question together. Look at the pictures for the practice.

Listen to this sentence.

The baby is hungry, so he is crying.

Listen again.

The baby is hungry, so he is crying.

Did you tick the box below picture A? Good. We can begin now.

Question 7

Listen to this sentence.

We took turns to carry the baby and now it is Father's turn.

Listen again.

We took turns to carry the baby and now it is Father's turn.

Question 8

Listen to this sentence.

There are five members in my family, including my grandparents.

Listen again.

There are five members in my family, including my grandparents.

Question 9

Listen to this sentence.

The baby likes his milk bottle very much.

Listen again.

The baby likes his milk bottle very much.

Part 3: Specific Instructions

Look at the pictures and follow the specific instructions.

Question 10

Listen carefully.

The shop had many lanterns. Li Ling was very interested in the butterfly lantern and the bird lantern. She wanted to buy them because they were colourful.

Circle the lanterns that Li Ling wanted to buy. Cross out those that she was not interested in.

Listen again.

The shop had many lanterns. Li Ling was very interested in the butterfly lantern and the bird lantern. She wanted to buy them because they were colourful.

Part 4: Sequencing

Look at the pictures and write 1, 2 or 3 in the brackets.

Question 11

Listen carefully.

Grandma knew Li Ling and her brother were hungry. She put some dumplings into the steamer, cooked some soup, and cut a mooncake into small pieces.

Listen again.

Grandma knew Li Ling and her brother were hungry. She put some dumplings into the steamer, cooked some soup, and cut a mooncake into small pieces.

You have come to the end of this listening test.

WEIGHTED ASSESSMENT 7

Listening Skills 7

There are four parts in this listening test. Part 1 assesses sound discrimination. Part 2 assesses picture matching. Part 3 assesses specific instructions. Part 4 assesses sequencing.

Part 1: Sound Discrimination

Questions 1 to 3

For each question, look at the pictures. Put a tick in the box below the correct picture.

Are you ready? Let's practise doing one question together. Look at the pictures for the practice.

Listen.

This number has the same beginning /th/ sound as in *thank*. A two B three C four

Listen again.

This number has the same beginning /th/ sound as in *thank*. A two B three C four

Did you tick the box below picture B? Good. We can begin now.

Question 1

Listen.

This thing has the same beginning /str/ sound as in *straight*. A stroller B stairs C trousers

Listen again.

This thing has the same beginning /str/ sound as in *straight*. A stroller B stairs C trousers

Question 2

Listen.

This person has the same beginning /pr/ sound as in *practice*. A queen B prince C king

Listen again.

This person has the same beginning /pr/ sound as in *practice*. A queen B prince C king

Question 3

Listen.

This vehicle has the same beginning /h/ sound as in *hand*. A helicopter B motorbike C car

Listen again.

This device has the same beginning /h/ sound as in *hand*. A helicopter B motorbike C car

Questions 4 to 6

For each question, I will be referring to a picture. Put a tick in box A, B or C for the correct word with the same beginning, vowel or ending sound.

Question 4

Look at the picture of the fries.

Which word has the same beginning /fr/ sound as in *fries*? A fridge B trick C wrinkle

Listen again.

Which word has the same beginning /fr/ sound as in *fries*? A fridge B trick C wrinkle

Question 5

Look at the picture of a snake.

Which word has the same vowel /a-e/ sound as in *snake*? A store B spike C skate

Listen again.

Which word has the same vowel /a-e/ sound as in *snake*? A store B spike C skate

Question 6

Look at the picture of a fish tank.

Which word has the same ending /nk/ as in *tank*? A bash B bath C bank

Listen again.

Which word has the same ending /nk/ as in *tank*? A bash B bath C bank

Part 2: Picture Matching

Questions 7 to 9

For each question, I will be reading a sentence aloud. Choose the picture that matches the sentence. Put a tick in the box below the correct picture.

Are you ready? Let's practise doing one question together. Look at the pictures for the practice.

Listen to this sentence.

My aunt and I are posing for a picture together.

Listen again.

My aunt and I are posing for a picture together.

Did you tick the box below picture A? Good. We can begin now.

Question 7

Listen to this sentence.

We go on our knees before kissing our parents' hands.

Listen again.

We go on our knees before kissing our parents' hands.

Question 8

Listen to this sentence.

We took off our shoes before entering Grandpa's house.

Listen again.

We took off our shoes before entering Grandpa's house.

Question 9

Listen to this sentence.

Mother made chicken rendang for lunch.

Listen again.

Mother made chicken rendang for lunch.

Part 3: Specific Instructions

Look at the pictures and follow the specific instructions.

Question 10

Listen carefully.

Farmer Will likes useful animals on his farm.

They are the horse and the cow.

Circle the useful animals that Farmer Will likes.

Cross out those that he does not like.

Listen again.

Farmer Will likes useful animals on his farm.

They are the horse and the cow.

Part 4: Sequencing

Look at the pictures and write 1, 2 or 3 in the brackets.

Question 11

Listen carefully.

Farmer Will wanted to sell some animals.

He asked some people in the market if they wanted a duck. No one was interested. Then he told them about his cow. Again, they were not the least bit interested. When he said he wanted to sell his horse, some people asked him for the price!

Listen again.

Farmer Will wanted to sell some animals.

He asked some people in the market if they wanted a duck. No one was interested. Then he told them about his cow. Again, they were not the least bit interested. When he said he wanted to sell his horse, some people asked him for the price!

You have come to the end of this listening test.

WEIGHTED ASSESSMENT 8

Listening Skills 8

There are four parts in this listening test. Part 1 assesses sound discrimination. Part 2 assesses picture matching. Part 3 assesses specific instructions. Part 4 assesses sequencing.

Part 1: Sound Discrimination

Questions 1 to 3

For each question, look at the pictures. Put a tick in the box below the correct picture.

Are you ready? Let's practise doing one question together. Look at the pictures for the practice.

Listen.

This piece of furniture has the same vowel sound /oo/ as in *spoon*. A stool B chair C bed

Listen again.

This piece of furniture has the same vowel sound /oo/ as in *spoon*. A stool B chair C bed

Did you tick the box below picture A? Good. We can begin now.

Question 1

Listen.

This occupation has the same vowel /o/ sound as in *pot*. A doctor B teacher C fireman

Listen again.

This occupation has the same vowel /o/ sound as in *pot*. A doctor B teacher C fireman

Question 2

Listen.

This animal has the same vowel /u/ sound as in *mud*. A pig B cow C duck

Listen again.

This animal has the same vowel /u/ sound as in *mud*. A pig B cow C duck

Question 3

Listen.

This kind of weather has the same vowel /ai/ sound as in *plain*. A rainy B sunny C windy

Listen again.

This kind of weather has the same vowel /ai/ sound as in *plain*. A rainy B sunny C windy

Questions 4 to 6

For each question, I will be referring to a picture. Put a tick in box A, B or C for the correct word with the same beginning, vowel or ending sound.

Question 4

Look at the picture of a chair.

Which word has the same beginning /ch/ sound as in *chair*? A chain B train C drain

Listen again.

Which word has the same beginning /ch/ sound as in *chair*? A chain B train C drain

Question 5

Look at the picture of a stalk.

Which word has the same vowel /a/ sound as in *stalk*? A way B walk C woo

Listen again.

Which word has the same vowel /a/ sound as in *stalk*? A way B walk C woo

Question 6

Look at the picture of a plant.

Which word has the same ending /nt/ sound as in *plant*? A watch B wand C want

Listen again.

Which word has the same ending /nt/ sound as in *plant*? A watch B wand C want

Part 2: Picture Matching

Questions 7 to 9

For each question, I will be reading a sentence aloud. Choose the picture that matches the sentence. Put a tick in the box below the correct picture.

Are you ready? Let's practise doing one question together. Look at the pictures for the practice.

Listen to this sentence.

The rainbow cake looks delicious.

Listen again.

The rainbow cake looks delicious.

Did you tick the box below picture A? Good. We can begin now.

Question 7

Listen to this sentence.

We put up some decorations for Chinese New Year.

Listen again.

We put up some decorations for Chinese New Year.

Question 8

Listen to this sentence.

The children are happy to receive red packets.

Listen again.

The children are happy to receive red packets.

Question 9

Listen to this sentence.

We exchange oranges when we visit our relatives.

Listen again.

We exchange oranges when we visit our relatives.

Part 3: Specific Instructions

Look at the pictures and follow the specific instructions.

Question 10

Listen carefully.

Some relatives came to visit us. Mother served them some food. They were pineapple tarts and a rainbow cake.

Circle the food items that Mother served the guests. Cross out those that she did not serve.

Listen again.

Some relatives came to visit us. Mother served them some food. They were pineapple tarts and a rainbow cake.

Part 4: Sequencing

Look at the pictures and write 1, 2 or 3 in the brackets.

Question 11

Listen carefully.

It was fun to visit some places while carrying lanterns. We went to a flower garden first. Then we walked around a pond before going to a playground.

Listen again.

It was fun to visit some places while carrying lanterns. We went to a flower garden first. Then we walked around a pond before going to a playground.

You have come to the end of this listening test.

WEIGHTED ASSESSMENT 9

Listening Skills 9

There are four parts in this listening test. Part 1 assesses sound discrimination. Part 2 assesses picture matching. Part 3 assesses specific instructions. Part 4 assesses sequencing.

Part 1: Sound Discrimination

Questions 1 to 3

For each question, look at the pictures. Put a tick in the box below the correct picture.

Are you ready? Let's practise doing one question together. Look at the pictures for the practice.

Listen.

This utensil has the same vowel /oo/ sound as in *stool*. A spoon B knife C fork

Listen again.

This utensil has the same vowel /oo/ sound as in *stool*. A spoon B knife C fork

Did you tick the box below picture A? Good. We can begin now.

Question 1

Listen.

This animal has the same vowel /o/ sound as in *hot*. A dog B cat C chick

Listen again.

This animal has the same vowel /o/ sound as in *hot*. A dog B cat C chick

Question 2

Listen.

This item of clothing has the same vowel /ir/ sound as in *stir*. A pants B shirt C shorts

Listen again.

This item of clothing has the same vowel /ir/ sound as in *stir*. A pants B shirt C shorts

Question 3

Listen.

This part of the plant has the same vowel /ea/ sound as in *teach*. A branch B root C leaf

Listen again.

This part of the plant has the same vowel /ea/ sound as in *teach*. A branch B root C leaf

Questions 4 to 6

For each question, I will be referring to a picture. Put a tick in box A, B or C for the correct word with the same beginning, vowel or ending sound.

Question 4

Look at the picture of a scroll.

Which word has the same beginning /scr/ sound as in *scroll*? A street B cream C scratch

Listen again.

Which word has the same beginning /scr/ sound as in *scroll*? A street B cream C scratch

Question 5

Look at the picture of the sheep.

Which word has the same vowel /ee/ sound as in *sheep*? A heel B hill C hole

Listen again.

Which word has the same vowel /ee/ sound as in *sheep*? A heel B hill C hole

Question 6

Look at the picture of a curry puff.

Which word has the same ending /ff/ sound as in *puff*? A hung B huff C hunt

Listen again.

Which word has the same ending /ff/ sound as in *puff*? A hung B huff C hunt

Part 2: Picture Matching

Questions 7 to 9

For each question, I will be reading a sentence aloud. Choose the picture that matches the sentence. Put a tick in the box below the correct picture.

Are you ready? Let's practise doing one question together. Look at the pictures for the practice.

Listen to this sentence.

These animals are helpful to a farmer.

Listen again.

These animals are helpful to a farmer.

Did you tick the box below picture A? Good. We can begin now.

Question 7

Listen to this sentence.

The rooster wakes the farmer up with its crows.

Listen again.

The rooster wakes the farmer up with its crows.

Question 8

Listen to this sentence.

The dog stands guard outside the farmhouse.

Listen again.

The dog stands guard outside the farmhouse.

Question 9

Listen to this sentence.

The cat is sleeping under the chair.

Listen again.

The cat is sleeping under the chair.

Part 3: Specific Instructions

Look at the pictures and follow the specific instructions.

Question 10

Listen carefully.

Prince Zak knew his father's birthday was coming. He bought his father's favourite fruit and a birthday cake which the king enjoyed eating very much.

Circle the presents that the king received from the prince. Cross out those that he did not get.

Listen again.

Prince Zak knew his father's birthday was coming. He bought his father's favourite fruit and a birthday cake which the king enjoyed eating very much.

Part 4: Sequencing

Look at the pictures and write 1, 2 or 3 in the brackets.

Question 11

Listen carefully.

King Amin sang for his family. Then he danced with the queen before playing on his guitar. He enjoyed himself very much on his birthday.

Listen again.

King Amin sang for his family. Then he danced with the queen before playing on his guitar. He enjoyed himself very much on his birthday.

You have come to the end of this listening test.

WEIGHTED ASSESSMENT 10

Listening Skills 10

There are four parts in this listening test. Part 1 assesses sound discrimination. Part 2 assesses picture matching. Part 3 assesses specific instructions. Part 4 assesses sequencing.

Part 1: Sound Discrimination

Questions 1 to 3

For each question, look at the pictures. Put a tick in the box below the correct picture.

Are you ready? Let's practise doing one question together. Look at the pictures for the practice.

Listen.

This place has the same ending /nk/ sound as in *sink*. A bank B school C playground

Listen again.

This place has the same ending /nk/ sound as in *sink*. A bank B school C playground

Did you tick the box below picture A? Good. We can begin now.

Question 1

Listen.

This thing has the same beginning /gr/ as in *great*. A tree B grass C bush

Listen again.

This thing has the same beginning /gr/ as in *great*. A tree B grass C bush

Question 2

Listen.

This flying machine has the same beginning /pl/ sound as in *place*. A plane B helicopter C rocket

Listen again.

This flying machine has the same beginning /pl/ sound as in *place*. A plane B helicopter C rocket

Question 3

Listen.

This activity has the same beginning /cr/ sound as in *cream*. A run B walk C crawl

Listen again.

This activity has the same beginning /cr/ sound as in *cream*. A run B walk C crawl

Questions 4 to 6

For each question, I will be referring to a picture. Put a tick in box A, B or C for the correct word with the same beginning, vowel or ending sound.

Question 4

Look at the picture of the smoke.

Which word has the same beginning /sm/ sound as in *smoke*? A snail B smile C style

Listen again.

Which word has the same beginning /sm/ sound as in *smoke*? A snail B smile C style

Question 5

Look at the picture of a boy.

Which word has the same vowel /oi/ sound as in *boy*? A toy B two C toe

Listen again.

Which word has the same vowel /oi/ sound as in *boy*? A toy B two C toe

Question 6

Look at the picture of a table.

Which word has the same ending /ble/ sound as in *table*? A bangle B riddle C squabble

Listen again.

Which word has the same ending /ble/ sound as in *table*? A bangle B riddle C squabble

Part 2: Picture Matching

Questions 7 to 9

For each question, I will be reading a sentence aloud. Choose the picture that matches the sentence. Put a tick in the box below the correct picture.

Are you ready? Let's practise doing one question together. Look at the pictures for the practice.

Listen to this sentence.

The bangle is broken.

Listen again.

The bangle is broken.

Did you tick the box below picture A? Good. We can begin now.

Question 7

Listen to this sentence.

Mother is going to the shop that sells accessories.

Listen again.

Mother is going to the shop that sells accessories.

Question 8

Listen to this sentence.

Mother will decorate the place in time for Deepavali.

Listen again.

Mother will decorate the place in time for Deepavali.

Question 9

Listen to this sentence.

Look at Mother's shiny ring!

Listen again.

Look at Mother's shiny ring!

Part 3: Specific Instructions

Look at the pictures and follow the specific instructions.

Question 10

Listen carefully.

Priya decided to help her mother clean the house. She swept her bedroom and the dining room. When she wanted to wash the toilet, someone was using it! Then she walked into the kitchen to mop the floor but her mother was cooking there!

Circle the places that Priya managed to clean. Cross out the places that she did not get to clean.

Listen again.

Priya decided to help her mother clean the house. She swept her bedroom and the dining room. When she wanted to wash the toilet, someone was using it! Then she walked into the kitchen to mop the floor but her mother was cooking there!

Part 4: Sequencing

Look at the pictures and write 1, 2, or 3 in the brackets.

Question 11

Listen carefully.

Priya and her mother were busy preparing their house for Deepavali. They changed the curtains and hung some lights. They even made a beautiful kolam after that!

Listen again.

Priya and her mother were busy preparing their house for Deepavali. They changed the curtains and hung some lights. They even made a beautiful kolam after that!

You have come to the end of this listening test.

ANSWERS

Weighted Assessment 1

Listening Test 1

Part 1: Sound Discrimination


1. C 2. A 3. B 4. A 5. A 6. B

Part 2: Picture Matching

7. A 8. B 9. C

Part 3: Specific Instructions

10.



Part 4: Sequencing

11.3

Oral Test 1 – Pronunciation, Word Stress and Intonation for Reading Aloud and Suggested Responses for Speaking Task

Reading Aloud

Pronunciation:

<p>[1] It is a [1] hot and windy day. It is [1] perfect for flying a [1] kite in [3] the [2] park .</p> <p>Ming asks his [3] father for permission to go to the park to fly his kite. His father tells him to be careful.</p> <p>Ming’s kite looks beautiful. It is in the [4] shape of a diamond. [3] There is a problem with his kite, [3] though . It cannot fly very high in the sky.</p> <p>“Why [5] does it [4] keep dropping?” Ming asks, puzzled.</p> <p>“ [1] Let me tell you why – your kite is too big and heavy,” a young man says.</p>	<p>[1] Say the ending <i>t</i> sound in <i>it, hot, kite, perfect</i> and <i>let</i>.</p> <p>[2] Say the ending <i>k</i> sound in <i>park</i>.</p> <p>[3] Say the <i>th</i> sound in <i>the, father, there</i> and <i>though</i>.</p> <p>[4] Say the ending <i>p</i> sound in <i>shape</i> and <i>keep</i>.</p> <p>[5] Link the words <i>does it</i> by saying <i>doe - sit</i></p>
---	---

Word stress:

Put the stress on the second syllable per - **MI** - ssion.

Intonation:

Use a rising tone for the question – Why does it keep on dropping?

Speaking Task

I think the people in the park have gone there because they like to fly kites or like to watch others fly their kites. One of them looks very happy as his kite is flying high in the sky. His friend beside him is jumping up and down happily and clapping his hands when the kite moves higher and higher into the sky. However, there is a person who does not seem happy. He seems to be having a hard time trying to get his kite to stay in the sky. It has fallen from the sky to the ground, probably for a second or third time. He is unhappy and does not want to give up trying but he fails again. The people watching others fly their kites are happy to see some beautiful designs of kites moving in the sky. They may like to see their favourite kite soar into the sky, towering over other kites. They do not know about the kite-flyer who is struggling to keep his kite afloat. Even if they do notice him, they cannot help him because they do not fly kites or know how to fly kites. They are just observers or spectators in the park.

Weighted Assessment 2

Listening Test 2

Part 1: Sound Discrimination

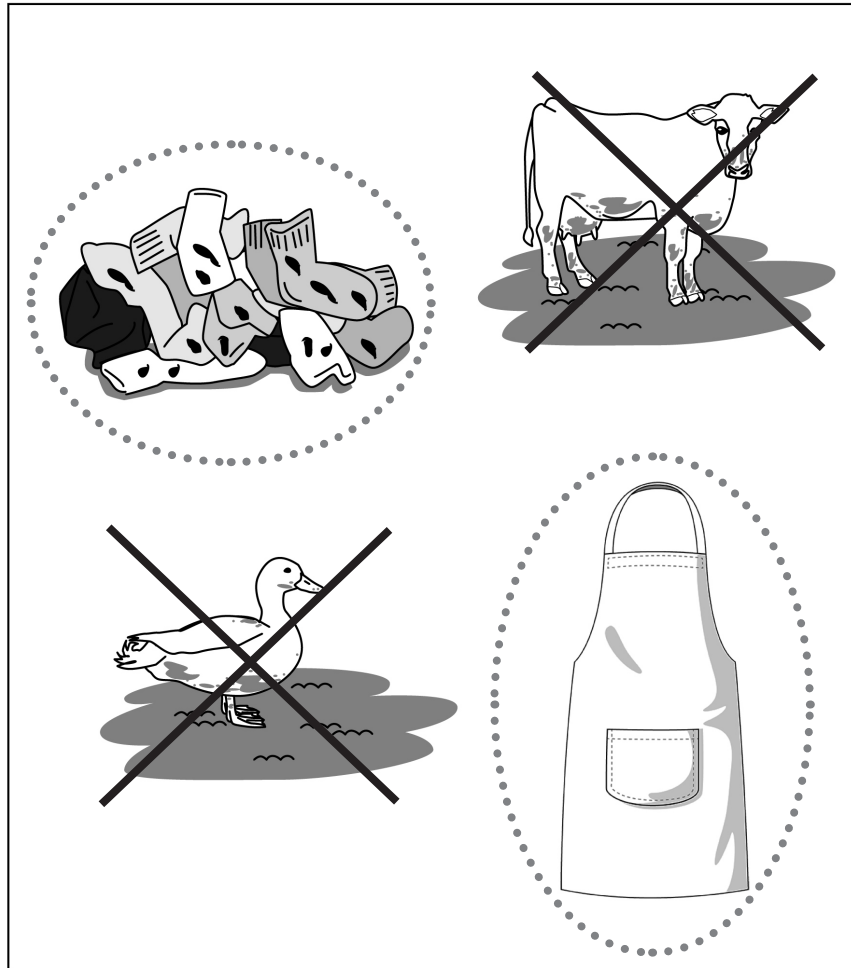
1. A 2. C 3. B 4. C 5. A 6. C

Part 2: Picture Matching

7. C 8. A 9. B

Part 3: Specific Instructions

10.



Part 4: Sequencing

11. 1

Oral Test 2 – Pronunciation, Word Stress and Intonation for Reading Aloud and Suggested Responses for Speaking Task

Reading Aloud

Pronunciation:

<p>A poor fisherman [1] caught a fish one day. [3] The fish [1] looked very sad, so the fisherman did [1] not have the heart to kill [1] it. He [1] [2] put it back in the sea.</p> <p>" [3] Thank you, [4] kind sir," said the fish.</p> <p>The fisherman was [1] shocked. How [4] could a fish [5] talk?</p> <p>The [5] magic fish said, "I will give you [3] three wishes since you [4] saved me."</p> <p>In a flash, the fisherman [6] ran off, as fast as his legs could carry him.</p>	<p>[1] Say the ending <i>t</i> sound in <i>caught</i>, <i>looked</i>, <i>not</i>, <i>it</i>, <i>put</i> and <i>shocked</i>.</p> <p>[2] Link the words <i>put it back</i> by saying <i>pu - tit - back</i>.</p> <p>[3] Say the <i>th</i> sound in <i>the</i>, <i>thank</i> and <i>three</i>.</p> <p>[4] Say the ending <i>d</i> sound in <i>kind</i>, <i>could</i> and <i>saved</i>.</p> <p>[5] Say the ending <i>k</i> sound in <i>talk</i> and <i>magic</i>.</p> <p>[6] Link the ways <i>ran off</i> by saying <i>ra - noff</i>.</p>
--	---

Word Stress:

Put the stress on the first syllable **FISH** - er - man

Intonation:

Use a rising tone for the question – How could a fish talk?

Speaking Task

Yes, I like the story very much. It is like one of the stories I have read in class called The Poor Fisherman and the Fish. The fisherman is poor but he is not greedy. He works hard by going to sea to catch fish. He sells the fish he catches to buy food for his family. He is also very kind. When he sees that the fish looks sad, he decides to let it go and catch another fish. He runs away from the fish because it can talk like a human being. He is more afraid of his wife than the fish. He comes back to the fish later because of his wife. His wife is lazy. She does not know it is hard work catching fish. She complains that their hut is old and small. When she knows that the magic fish has granted the fisherman three wishes, she makes him go back to the fish to get the wishes. The fish grants a wish and the fisherman has a big house. Then, his greedy wife thinks it is not as good as a palace. She is not happy until her husband gets a palace for her. Then she asked to be the queen. The fish did not want to grant this wish because it is too greedy of the woman. In the end, the fisherman returns to his old hut.

Weighted Assessment 3

Listening Test 3

Part 1: Sound Discrimination

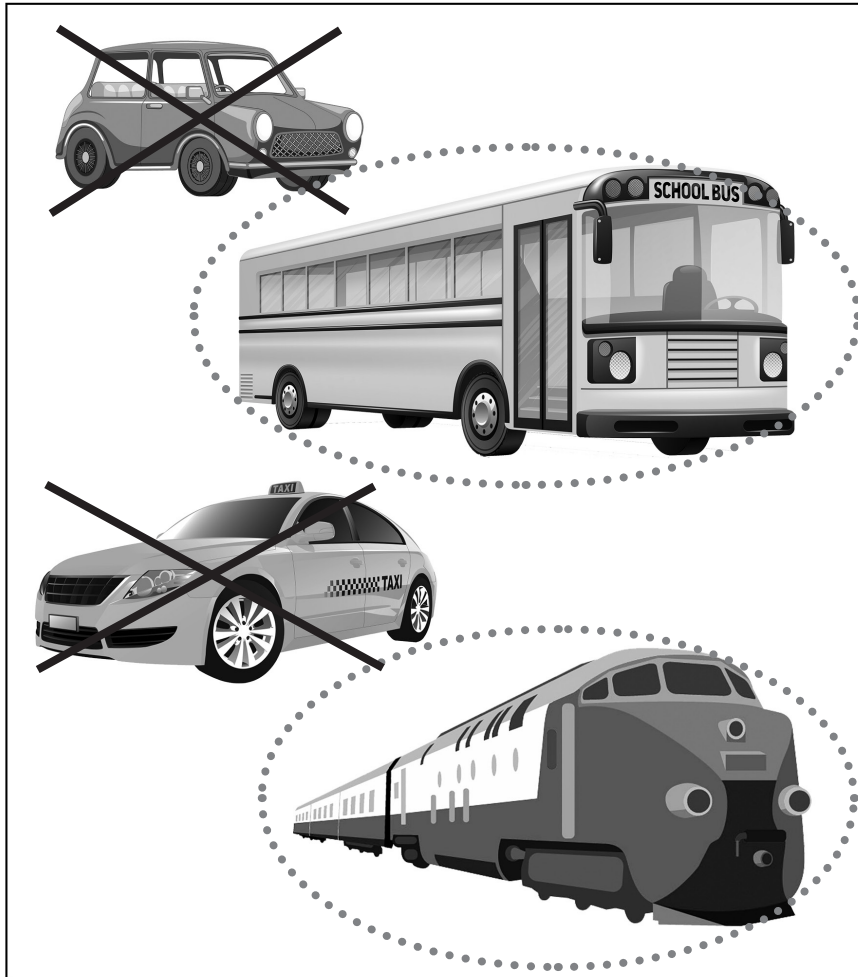
1. A 2. B 3. C 4. A 5. A 6. B

Part 2: Picture Matching

7. B 8. C 9. A

Part 3: Specific Instructions

10.



Part 4: Sequencing

11.2

Oral Test 3 – Pronunciation, Word Stress and Intonation for Reading Aloud and Suggested Responses for Speaking Task

Reading Aloud

Pronunciation:

<p>The Annual Skipping [2] Contest is here again. Kim and Beverly have decided to join [1] the contest. [3] Last year, [1] they were in Primary One and did [2] not know how to [4] skip.</p> <p>“I wish I could skip like her!” said Kim when she saw a [5] girl in Primary Two [2] at the contest.</p> <p>“Let’s [6] learn to skip,” said her [2] classmate Beverly.</p> <p>After practising skipping for many months, the two girls are now ready to [6] join the contest.</p>	<p>[1] Say the <i>th</i> sound in <i>the</i> and <i>they</i>.</p> <p>[2] Say the ending <i>t</i> sound in <i>contest</i>, <i>not</i>, <i>at</i> and <i>classmate</i>.</p> <p>[3] Link the words <i>last year</i> by saying <i>la - styear</i></p> <p>[4] Say the ending <i>p</i> sound in <i>skip</i>.</p> <p>[5] Say the ending <i>l</i> sound in <i>girl</i>.</p> <p>[6] Say the ending <i>n</i> sound in <i>join</i> and <i>learn</i>.</p>
---	---

Word Stress:

Put the stress on the first syllable **CON** - test

Intonation:

Use a rising tone – I wish I could skip like her!

Speaking Task

Yes, I would like to join the skipping contest. I think skipping is fun. It is a good activity as well as healthy exercise. If I can skip and win a prize at a contest, it would be wonderful. Skipping is not easy. I get tired after skipping for some time but if I think about the prize, I may not give up so easily. I can try my best and persevere. Maybe I could win a consolation prize, if not one of the top prizes. I can skip quite well as I often skip with my friends after school. Besides, we also have skipping during PE lessons in school. I get lots of practice skipping with my classmates during these lessons. They tell me that I have strong feet made for skipping because I always skip longer than them. My feet do not get caught in the skipping rope even when they get tired after skipping 60 times. My classmates, friends and PE teacher encourage me to compete with students from the Primary Two classes because they think I can out-skip them. I am confident, so I think it is a good idea to join the skipping contest. I will get lots of exercise during the contest and who knows, I may walk away with a little prize. So, why not give it a try?

Weighted Assessment 4

Listening Test 4

Part 1: Sound Discrimination


1. C 2. A 3. B 4. A 5. B 6. C

Part 2: Picture Matching

7. C 8. B 9. A

Part 3: Specific Instructions

10.



Part 4: Sequencing

11.1



Show-and-Tell 4 – My Favourite Animal

Good morning, Mdm Rohaya and friends.

My name is Joyce Chua. I am going to do a show-and-tell about my favourite animal.

This is a cat (pointing to a picture). It looks like Tom from the cartoon series Tom and Jerry. Yes, like Tom the cat, my favourite animal has a lot of soft fine fur and a tail. It has whiskers too. A cat is a very clean animal. It licks itself clean as it does not like water very much. It will be very difficult to bathe a cat. It purrs. When it is angry, it may snarl and make loud hissing noises but this does not happen often. The cat is usually quiet. It eats fish. The cat in the modern world does not really have to catch mice anymore. It is usually a pet or a stray cat that lives in an alley that has to do that. The pet is well taken care of and will get to drink water and eat cat food. The stray cat has to look for leftovers in dustbins in the alley. We often hear that a cat has nine lives. To me, it means a cat is very strong. It will not die easily. It can persevere and will try its best to survive. The cat makes a very good pet because it is a gentle creature. You can stroke a pet cat and hug it. You can also play with it, getting it a ball of wool or string. You can take your cat to the park to play with it too. Just make sure you are not playing near a fierce dog. Cats and dogs are not good friends.

That is the end of my show-and-tell. Thank you.



Weighted Assessment 5

Listening Test 5

Part 1: Sound Discrimination


1. C 2. B 3. A 4. B 5. C 6. C

Part 2: Picture Matching

7. A 8. B 9. C

Part 3: Specific Instructions

10.



Part 4: Sequencing

11.2



Show-and-Tell 5 – My Favourite Drink

Good morning, Mrs Azlina and friends.

My name is Raj Kumar. I am going to do a show-and-tell about my favourite drink.

This is a carton of milk (pointing to a carton). Milk is my favourite drink. It is delicious when you drink it chilled or warm. We do not have to milk a cow to get milk. We can just buy it. It is sold in many shops like the supermarket or convenience store. It is not expensive and costs about three dollars for this size. For a smaller carton, you pay less. My mother wants me to have strong bones, so she makes me drink a glass of milk every day. She gives me the glass of milk at night, before bedtime. After drinking the milk, I feel relaxed and ready to go to bed. Sometimes, she adds milk in my chocolate drink. She also drinks a lot of milk herself. When she cooks curry, she uses cow's milk sometimes, not coconut milk. In school, when I am thirsty, I get milk from the vending machine in our school canteen. The milk tastes cold and refreshing. I know that there is milk in ice cream too. Milk makes the ice cream rich and creamy. Yum, yum, thanks to cows for the milk that I drink.

That is the end of my show-and-tell. Thank you.



Weighted Assessment 6

Listening Test 6

Part 1: Sound Discrimination

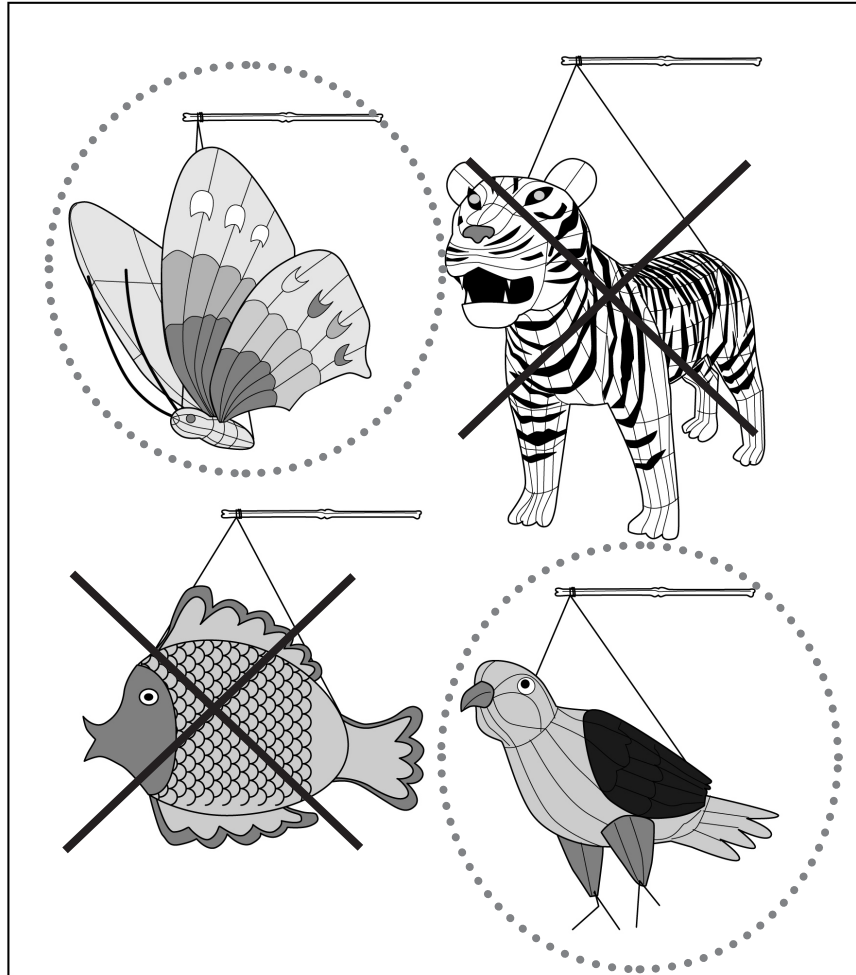
1. B 2. A 3. C 4. C 5. B 6. A

Part 2: Picture Matching

7. A 8. A 9. C

Part 3: Specific Instructions

10.



Part 4: Sequencing

11.3



Show-and-Tell 6 – My Favourite Toy

Good morning, Mrs Ong and friends.

My name is Lucas Wan. I am going to do a show-and-tell about my favourite toy.

This is my teddy bear (pointing to a teddy bear). It is my favourite toy. I have been playing with my teddy bear since I was three years old. My mother gave it to me for Christmas. Everything about my teddy bear is brown. That is why I call it Brownie. I like Brownie because it is soft and cuddly. It has a brown body, brown eyes and brown nose. Its coat is also brown. It has a light brown collar and some dark brown pockets. It has many brown accessories like a brown hat, a brown vest, some slippers and brown shoes. I keep Brownie in my bedroom. When it is dark and I feel a little scared, I hug Brownie and all the feelings of fear go away. When I am bored, I play with Brownie. When I am happy, I tell Brownie what makes me happy. It just listens with its little brown ears and looks at me with its brown beady eyes. I think Brownie is the best thing in the world. It is like having a good friend.

That is the end of my show-and-tell. Thank you.



Weighted Assessment 7

Listening Test 7

Part 1: Sound Discrimination


1. A 2. B 3. A 4. A 5. C 6. C

Part 2: Picture Matching

7. C 8. B 9. B

Part 3: Specific Instructions

10.



Part 4: Sequencing

11.3

Oral Test 7 – Pronunciation, Word Stress and Intonation for Reading Aloud and Suggested Responses for Speaking Task

Reading Aloud

Pronunciation:

<p>“Hurray! [1]The holidays are here!” [2]shouted Sarah. Her little [1]brother was [3]just as happy and [2]started to clap his hands.</p> <p>“Can we go to the [4]playground every morning?” Joe asked eagerly.</p> <p>Sarah [4]smiled [3]at him. It would be fun to play with him all day every day but [1]then she [4]had plans. She was going to the [5]library to [3]start her [3]project on local festivals. Her classmates [4]would be waiting for her [1]there .</p> <p>“We can go to the playground on days [1]that I [3]don’t have to go to the library for my school project,” replied Sarah.</p> <p>“Oh, then, on [1]those days, can I go to the library too?” asked Joe.</p>	<p>[1] Say the <i>th</i> sound for <i>the, brother, then, there, that</i> and <i>those</i></p> <p>[2] Say the ending <i>ted</i> sound for <i>shouted</i> and <i>started</i></p> <p>[3] Say the ending <i>t</i> sound for <i>just, at, start, project</i> and <i>don’t</i></p> <p>[4] Say the ending <i>d</i> sound for <i>playground, smiled, had</i> and <i>would</i></p> <p>[5] Say <i>li - bry</i>, not <i>li - bra - ry</i></p>
--	---

Word Stress:

Put the stress on the first syllable **HO** - li - days

Put the stress on the first syllable **PRO** - ject

Intonation:

Use a raising tone for the exclamation – ‘Hurray!’

Speaking Task

I like playing on the see-saw the most. To play on the see-saw, I must have a friend to sit on the other side, so that it can go up and down. My best friend and I always play together on the see-saw in the playground near our homes. We have so much fun trying to make each other go up and down. We are about the same weight so it is not too difficult. Imagine if one person is very heavy and the other person is very light! It will not be fun because it will be quite tiring to move the see-saw up and down. Compared to the see-saw, the slide is less enjoyable. We can play on the slide on our own, but playing alone is less fun than playing with a friend. Of course, we shout “Whee!” when we go down the slide excitedly. It is going down quickly that makes it exciting. The swing is quite popular in the playground. Sometimes, a girl may play on it by herself. It is fun to swing up and down yourself, but it is nicer if someone pushes the swing from behind. The springer looks fun but it is also something we can play on our own. We do not make friends with other children in the playground if we just play on our own. That is why I like playing on the see-saw the most.

Weighted Assessment 8

Listening Test 8

Part 1: Sound Discrimination


1. A 2. C 3. A 4. A 5. B 6. C

Part 2: Picture Matching

7. A 8. B 9. A

Part 3: Specific Instructions

10.



Part 4: Sequencing

11.1

Oral Test 8 – Pronunciation, Word Stress and Intonation for Reading Aloud and Suggested Responses for Speaking Task

Reading Aloud

Pronunciation:

<p>Some children [1] like to draw. Some like to read. I am [2] different. I like to play the piano.</p> <p>I play [5] the piano seven times a day. As soon as I [1] [4] wake up, I [2] sit on my piano bench and imagine [2] [3] that I am on a [2] concert stage and play my favourite piece of music. After school, I usually feel tired. I close my eyes and touch the piano keys. [3] This makes me feel happy and energetic again.</p> <p>“Dinner’s ready!” I hear my mother calling [2] but I have [2] not finished playing my piece.</p>	<p>[1] Say the ending <i>k</i> sound in <i>like</i>, <i>wake</i>.</p> <p>[2] Say the ending <i>t</i> sound in <i>different</i>, <i>sit</i>, <i>that</i>, <i>concert</i>, <i>but</i> and <i>not</i>.</p> <p>[3] Say the <i>th</i> sound in <i>the</i> and <i>that</i>.</p> <p>[4] Link the words <i>wake up</i> by saying <i>wa-kup</i>.</p> <p>[5] Say the <i>th</i> sound in <i>this</i> and <i>mother</i>.</p>
---	--

Word Stress:

Put the stress on the first syllable **DIF** - frent

Put the stress on the third syllable e - ner - **GE** - tic

Intonation:

Use a rising tone for the announcement – Dinner’s ready!

Speaking Task

I like dancing most of all. It is fun to play a musical instrument like the piano, the violin or guitar but not as fun as dancing to the beat of music. Playing an instrument needs a lot of practice. So does dancing. Dancing is not easy. I have to be disciplined to be a good dancer. If I move at the wrong time, my dance is poor. I have to listen attentively to the music and move according to the rhythm. Balance is also important when dancing. If I move too quickly, I may trip over my own feet. I need to know the steps and remember them so that I can dance more naturally and look graceful when moving on the stage. My dance teacher always tells us to stand ‘chin up’ and tall. We cannot hunch our backs or walk like a penguin with poor posture. The first thing I learnt during my dance lesson was how to walk like a dancer and to always smile and point my toes when standing. If we slouch during the lesson, Miss Vinny will ask, “Who is the pregnant lady in this class?” Everyone laughs and start standing with good posture.

Weighted Assessment 9

Listening Test 9

Part 1: Sound Discrimination


1. A 2. B 3. C 4. C 5. A 6. B

Part 2: Picture Matching

7. C 8. A 9. B

Part 3: Specific Instructions

10.



Part 4: Sequencing

11.2

Show-and-Tell 9 – My Favourite Festival

Good morning, Mrs Kua and friends.

My name is Wong Ming Lee and I am here to do a show-and-tell about my favourite festival.

The festival is called the Mooncake Festival. It is also called the Mid-Autumn Festival. It is celebrated in September. In the past, the farmers usually had a big celebration after they harvested their crops. Today, people still celebrate this festival even though they are not farmers. This is because the festival reminds them to give thanks. They also remember a brave lady called Chang er who went to live on the moon after saving the people from a cruel king. They call her the moon goddess. During the festival, people sit outside in the garden or balcony to look at the full moon in the sky and enjoy eating mooncakes and drinking tea. They also carry lanterns around the neighbourhood with other families and children. This is my favourite festival because my grandparents will give us presents like paper lanterns and mooncakes. Sometimes, I even get to help them when they are making the mooncakes. It is fun kneading the dough and watching the mooncakes bake. It is delicious to eat too! During the festival, my parents will take us out to the stalls at the night market. It is fun to do shopping in the night. My art teacher will have a special lesson on making paper lanterns. Then my school will organise a special party for us to bring our lanterns for a walk around the neighbourhood. I enjoy this part the most. This is why the Mooncake Festival is my favourite festival.

That is the end of my show-and-tell. Thank you.

Weighted Assessment 10

Listening Test 10

Part 1: Sound Discrimination


1. B 2. A 3. C 4. B 5. A 6. C

Part 2: Picture Matching

7. B 8. B 9. A

Part 3: Specific Instructions

10.



Part 4: Sequencing

11.3

Show-and-Tell 10 – My Favourite Book

Good morning, Mr Gan and friends.

My name is Lim Seng Cheong and I am here to do a show-and-tell about my favourite book.

The title of this book is Three Billy Goats Gruff (pointing to the title of the book). It is my favourite book. It is written by a famous author called Paul Galdon. My mother reads it to me once in a while. She bought it for me on my third birthday. I could not read it at that time, so she took turns with my father to read it to me. I kept asking them to read it again and again because I loved it very much. I can now read it on my own but I still ask them to read it to me sometimes. It makes me happy to hear their voices. My mother is very good at imitating the troll. She can make the story sound very real. I feel that the troll is next to me when she reads it. It is a good story about three clever goats that did not let the troll eat them. The first goat tells him that the next goat is fatter. The second goat tells him that the next goat is fatter. The greedy troll believes them and lets them cross the bridge. The third goat is brave and fights the troll. In the end, the goats get to cross the bridge to eat the grass on the green meadows. I like the exciting part when the third goat meets the troll. I like the sound of the goat stomping on the bridge. It is a book worth reading again and again, even if you already know the ending of the story.

That is the end of my show-and-tell. Thank you.